

Next Generation Vital Statistics: A Hearing on Current Status, Issues and Future Possibilities




Comments from the
Association of Maternal and Child
Health Programs (AMCHP)

Presented by:
Michael Warren, MD MPH FAAP
President, AMCHP Board of Directors
Deputy Commissioner for Population
Health, Tennessee Department of Health



Vital Records Drive

Population Health Improvement Efforts



BIRTH RATES, AND DEATH RATES FROM CERTAIN CAUSES, FOR THE STATE OF TENNESSEE: 1917-1927.

	1927	1926	1925	1924	1923	1922
DEATH RATES PER 1000 POPULATION:						
TOTAL	11.8	12.7	11.3	11.6	11.9	10.8
DEATHS - ALL CAUSES	10.2	11.1	9.7	9.8	10.3	9.5
WHITE	19.3	19.3	18.6	19.4	18.7	16.4
COLORED						
DEATH RATES PER 100,000 POPULATION:						
TYPHOID FEVER	21.2	25.0	26.2	24.1	21.4	20.6
MALARIA	6.1	6.1	6.5	7.0	9.6	12.9
SMALLPOX	0.1	0.2	0.2	0.5	0.1	0.1
MEASLES	5.5	11.0	2.0	10.5	20.8	0.7
SCARLET FEVER	1.9	1.6	1.3	1.4	1.4	1.6
WHOOPING COUGH	13.7	14.9	6.7	11.8	11.1	6.9
DIPHTHERIA	7.7	11.3	7.6	8.5	10.0	12.7
INFLUENZA	33.4	71.6	53.3	39.1	106.8	60.0
TUBERCULOSIS, ALL FORMS	133.5	146.9	136.1	146.4	151.0	147.6
TUBERCULOSIS, PULMONARY	119.0	129.4	118.5	128.0	135.3	131.3
TUBERCULOSIS, OTHER	14.4	17.5	17.6	18.4	15.8	16.2
CANCER, ALL FORMS	61.2	58.5	52.3	51.8	48.2	45.8
HEART DISEASE, ALL FORMS	120.8	122.8	111.9	111.5	100.8*	91.8*
PNEUMONIA, ALL FORMS	88.8	111.4	87.5	106.7	106.3	101.2
DIARRHEA AND ENTERITIS, UNDER 2 YEARS	28.3	38.4	36.2	34.5	37.1	31.0
AUTOMOBILE ACCIDENTS	13.7	12.4	11.1	9.1	7.1	6.7
DEATH RATES PER 1000 LIVE BIRTHS						
INFANT MORTALITY (UNDER 1 YEAR)	72.2	79.3	75.3	78.9	79.9	72.9
MATERNAL MORTALITY	6.8	6.8	7.8	7.5	7.3	7.4
BIRTH RATES PER 1000 POPULATION						
TOTAL	22.0	22.7	21.7	22.3	21.9	22.2
BIRTHS WHITE	22.7	23.5	22.7	22.9	23.0	23.0
COLORED	19.0	19.4	17.3	18.0	17.2	16.7


Changes in fertility rates, mortality rates, and causes of death over time influence

AMCHP public health programs and policies

Vital Records Drive Population Health Improvement Efforts



Identification of new trends or challenges



Data linkages enhance ability to understand issues

Vital Records

Support Administrative Functions



**Identity
verification**




**Eligibility
Determination**





**Fraud
Prevention**

Current Experience: Substantial Variability Across States



**Variation
in Input**

**Variation
in Output**



Current Experience: Variation in Quality and Timeliness



Data Sharing, Transmission and Protection



**Physical
Security**




**Electronic
Security**




**Data Use
Agreements**

Opportunities for the Future



**System
Modernization**



**System
Interoperability**

Opportunities for the Future



**Improved
Data Quality**



**Improved
Timeliness**



**Training of
End Users**



Contact Information:

Michael D. Warren, MD MPH FAAP
President, AMCHP Board of Directors
michael.d.warren@tn.gov

Lori Tremmel Freeman, MBA
CEO, AMCHP
lfreeman@amchp.org

